

WHEAT ZOOMER DEMO

Name: WHEAT ZOOMER DEMO
Date of Birth: 01-01-1111
Gender: Female
Age: 01
Height:
Weight:
Fasting: UNKNOWN

Telephone: 000-000-0000
Street Address:
Email:

FINAL REPORT

Accession ID: 2308020585

Provider Information

Practice Name: DEMO CLIENT, MD
Provider Name: DEMO CLIENT, MD
Phlebotomist: 0

Telephone: 000-000-0000
Address: 3521 Leonard Ct, Santa Clara, CA 95054

Report Information

Current Result Previous Result In Control Moderate Risk

Specimen Information

Sample Type	Collection Time	Received Time	Report	Final Report Date
Serum	2023-08-02 00:00 (PDT)	2023-08-03 12:54 (PDT)	Wheat Zoomer - P2	2023-08-10 10:13 (PDT)



3521 Leonard Ct, Santa Clara, CA 95054
1-866-364-0963 | support@vibrant-america.com | www.vibrant-america.com

TNP Test not performed

R&L Refer to risks and limitations at the end of report

Notes Refer to Lab notes at the end of the table

INTRODUCTION

Vibrant Wellness is pleased to present to you Wheat Zoomer testing, to help you make healthy lifestyle and dietary choices in consultation with your healthcare provider. It is intended to be used as a tool to encourage a general state of health and well-being. The Vibrant Wheat Zoomer is a wheat sensitivity analytics tool consisting of a microarray platform of wheat antigens which offers very specific antibody-to-antigen recognition. The panel is designed to assess an individual's IgG and IgA sensitivity to these antigens at the peptide and protein level. Additionally, the panel tests for the HLA isoforms associated with celiac disease and wheat allergy testing is performed by testing for IgE antibodies against wheat.

Methodology:

The Vibrant Wheat Zoomer test is a semiquantitative assay that detects IgG, IgA, IgM and IgE antibodies in human serum/DBS for wheat antigens with multiplexed chemiluminescence immunoassay (CLIA) methodology.

Interpretation of Report:

The summary score provided for Wheat Zoomer is a unified score calculated from the IgE, IgA and IgG reactivity of the individual to the respective antigens with higher weightage for IgE than IgA than IgG. Weightage is also assigned to the antigens based on their importance and abundance in the specific food that is tested. The intestinal permeability score is a unified score calculated from the serum zonulin result and antibody reactivity to the antigens in the Intestinal Permeability panel (anti-zonulin IgA, anti-zonulin IgG, anti-actin IgA, anti-actin IgG, and anti-LPS IgA and anti-LPS IgG+IgM), with higher weightage for IgA than IgG. This considers the titer value even when the result may be in control. Additionally, the summary page summarizes the list of antigens with antibody titers that are outside the normal reference range.

This is followed by a complete list of all antigens tested including IgG, IgA and IgM antibody titers (as applicable for each analyte tested). Reference ranges have been established for pediatric and adult population using 2000 healthy individuals. A classification of Green denotes a results that is within the normal reference range, the classification of Yellow denotes a result that is moderately elevated titer with respect to the reference range and the classification of Red denotes a result that is elevated with respect to the normal reference range. Vibrant utilizes proprietary reporter analysis which is designed to assay specific total IgG (subclasses 1, 2, 3, 4), total IgA (subclasses 1, 2) and total IgM antibodies. Additionally, the previous value (if available) is also indicated to help check for improvements every time the test is ordered.

The Vibrant Wellness platform provides tools for you to track and analyze your general wellness profile. Testing for Wheat Zoomer panel is performed by Vibrant America, a CLIA certified lab CLIA#:05D2078809. Vibrant Wellness provides and makes available this report and any related services pursuant to the Terms of Use Agreement (the "Terms") on its website at www.vibrant-wellness.com. By accessing, browsing, or otherwise using the report or website or any services, you acknowledge that you have read, understood, and agree to be bound by these terms. If you do not agree to accept these terms, you shall not access, browse, or use the report or website. The statements in this report have not been evaluated by the Food and Drug Administration and are only meant to be lifestyle choices for potential risk mitigation. Please consult your healthcare provider for medication, treatment, or lifestyle management. This product is not intended to diagnose, treat, or cure any disease.

Please note:

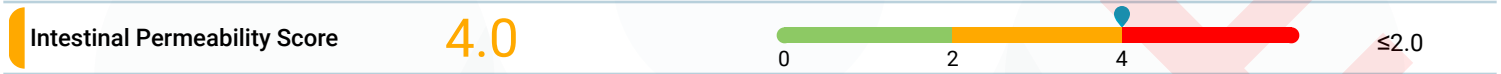

It is important that you discuss any modifications to your diet, exercise, and nutritional supplementation with your healthcare provider before making any changes.

Allergen

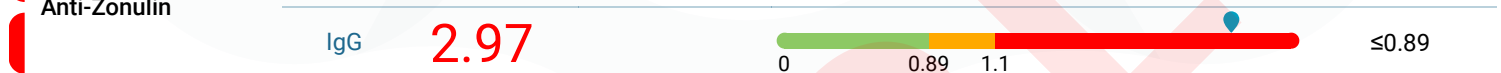

No markers are outside the normal reference range

Wheat Zoomer

Wheat Score	Current	Previous	Result	Reference
-------------	---------	----------	--------	-----------




Intestinal Permeability Panel	Current	Previous	Result	Reference
-------------------------------	---------	----------	--------	-----------



Zonulin acts as the gate-keeper between the cells of the intestinal lining and is considered the "mortar" that holds the cells together. When intestinal permeability is present, the intestinal lining is compromised allowing larger protein molecules to get into the bloodstream thereby causing an immune response. Increased levels of zonulin/anti-zonulin antibodies indicate the presence of intestinal permeability. Since bacteria can significantly impact intestinal permeability, consider subsequent testing of your gut bacteria profile with the Vibrant's Gut Zoomer.




LPS (lipopolysaccharide) is a bacterial endotoxin that is a major component of the outer membrane of gram-negative bacteria. With intestinal permeability, LPS gains access to the circulatory system (especially when more fat is consumed) and can stimulate proinflammatory cytokines to induce cell death. Increased levels of lipopolysaccharides antibodies indicate intestinal permeability and can drive endotoxin-related inflammation. Consider subsequent testing of your gut bacteria profile with the Vibrant's Gut Zoomer test to identify possible species of gram-negative bacteria that could be contributing to intestinal permeability.



F-Actin is a smooth muscle protein that participates in the "contractile belt function" of the intestinal epithelial cells. It is also a structural protein which holds up the shape of the cell and controls the cellular junction complexes. Increased levels of actin suggest epithelial cell damage leading to increased intestinal permeability and decreased barrier function. Antibodies to actin suggest intestinal permeability. Consider identifying the potential causes of intestinal permeability such as dysbiosis, nutritional deficiency, stress, medications, toxicity, and food sensitivities.

Wheat Zoomer

Gliadin Panel		Current	Previous	Result	Reference
---------------	--	---------	----------	--------	-----------

Alpha Gliadin	IgA	1.37			≤0.89

Gliadin is a gluten component which gives bread the ability to rise properly during baking. In celiac patient, gliadin peptides are modified by the tissue transglutaminase enzyme (tTG) located in the extracellular space of the intestinal mucosa; conversion of glutamine residues into glutamic acid facilitates the binding of gliadin peptides to HLA antigens of class II DQ2 or DQ8 expressed on antigen-presenting cells. Antigliadin antibodies (AGA) were the only serologic test to identify patients with celiac disease for many years until the identification of tTG and DGP antibodies. AGA determination remains useful in certain diagnostic purposes. Our recent study published in Plos One has determined novel sets of epitopes derived from gliadin yielding 99% sensitivity and 100% specificity in differentiating celiac disease patients from controls. Gliadins can be classified according to their different primary structures into the alpha/beta-, gamma- and omega-type, which are all tested within the panel.

Prodynorphin	IgG	2.10			≤0.89

Prodynorphin, also known as proenkephalin B, is an opioid polypeptide hormone involved with chemical signal transduction and cell communication. Endogenous prodynorphin is a building block for endorphins, the neurotransmitters involved in anxiety, stress, deep emotional bonds, learning, and memory. Prodynorphin from wheat can compete with human body's prodynorphin at receptor sites. Consider subsequent testing of your neural antibody profile with the Vibrant's Neural Zoomer.

Glutenin Panel		Current	Previous	Result	Reference
----------------	--	---------	----------	--------	-----------

LMW Glutenin	IgG	1.82			≤0.89

LMW Glutenin antibodies have been shown to be indicator associated with wheat sensitivity in Atopic dermatitis, Urticaria, Anaphylaxis. As an insoluble storage protein, glutenins are also antigens associated with baker's asthma.

Non-Gluten Wheat Panel		Current	Previous	Result	Reference
------------------------	--	---------	----------	--------	-----------

Purinin	IgG	1.86			≤0.89

A homology analysis indicates that the newly named purinin proteins are close in sequence to γ -gliadins. Purinin IgG/IgA antibodies were tested positive in 65% of tested celiac disease and dermatitis herpetiformis patient samples.

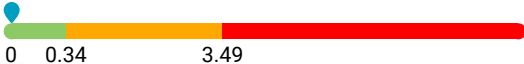
Wheat Germ Panel		Current	Previous	Result	Reference
------------------	--	---------	----------	--------	-----------

Wheat Germ Agglutinin	IgA	1.64			≤0.89

Wheat Germ Agglutinin	IgG	1.12			≤0.89


Wheat Germ Agglutinin (WGA) is a lectin that protects wheat from insects, yeast, and bacteria. Because of lectin's ability to bind to virtually all cell types and cause damage to several organs, WGA is widely recognized as anti-nutrients within food. WGA is resistant to heat and the effects of digestive enzymes. Increased antibody titers to WGA suggest a sensitivity to the lectin component of wheat and potentially links to intestinal permeability, Vitamin D deficiency, and other lectin sensitivity. Consider the Vibrant's Lectin Zoomer to test for lectin sensitivities from other food sources. Consider testing Vitamin D levels to supplement according to the degree of deficiency. Consider following a strict gluten free diet, including sources from cross contamination and potential exposure from supplements and toiletries.

Allergen



Test Name	Current	Previous	Result	Reference
Wheat IgE (kU/L)	<0.1			≤0.34


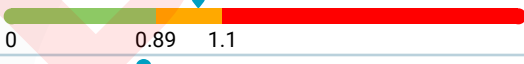
Wheat Zoomer


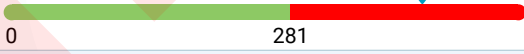
Intestinal Permeability Panel	Current	Previous	Result	Reference
-------------------------------	---------	----------	--------	-----------

Zonulin (ng/mL)	16.6			≤45.3
-----------------	------	--	--	-------

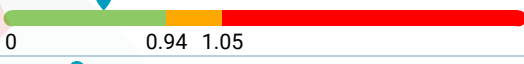

Intestinal Permeability Panel	Current	Previous	Result	Reference
-------------------------------	---------	----------	--------	-----------



Anti-Zonulin	IgA	1.34		≤0.89
	IgG	2.97		≤0.89

Anti-Actin	IgA	0.34		≤0.89
	IgG	1.08		≤0.89



Human Anti-Lipoplysaccharide	IgA	23.7		≤30.0 (U/ml)
	IgG+IgM	411.9		≤281.0 (U/ml)

Celiac	Current	Previous	Result	Reference
--------	---------	----------	--------	-----------



DGP	IgA	0.59		≤0.94
	IgG	0.37		≤0.94









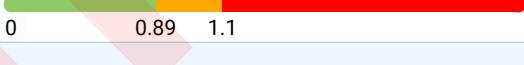




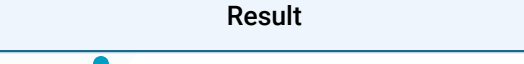






Transglutaminase 2	IgA	0.56		≤0.94
	IgG	0.35		≤0.94




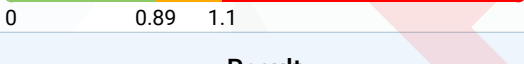
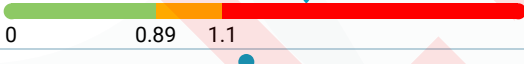





tTG/DGP Complex	Current	Previous	Result	Reference
-----------------	---------	----------	--------	-----------

tTG/DGP Fusion Peptide	IgA	0.79		≤0.89
	IgG	0.45		≤0.89

Gliadin Panel	Current	Previous	Result	Reference
---------------	---------	----------	--------	-----------

Alpha Gliadin	IgA	1.37		≤0.89
	IgG	0.38		≤0.89

Wheat Zoomer					
Gliadin Panel		Current	Previous	Result	Reference
Alpha-Beta Gliadin	IgA	0.65			≤0.89
	IgG	0.55			≤0.89
Gamma Gliadin	IgA	0.54			≤0.89
	IgG	0.36			≤0.89
Omega Gliadin	IgA	0.73			≤0.89
	IgG	0.53			≤0.89
Gluteomorphin	IgA	0.60			≤0.89
	IgG	0.78			≤0.89
Prodynorphin	IgA	0.22			≤0.89
	IgG	2.10			≤0.89
Glutenin Panel		Current	Previous	Result	Reference
HMW Glutenin	IgA	0.61			≤0.89
	IgG	0.41			≤0.89
LMW Glutenin	IgA	0.56			≤0.89
	IgG	1.82			≤0.89
Non-Gluten Wheat Panel		Current	Previous	Result	Reference
Serpins	IgA	0.60			≤0.89
	IgG	0.37			≤0.89
Farinins	IgA	0.68			≤0.89
	IgG	0.39			≤0.89
Amylase/Protease Inhibitors	IgA	0.21			≤0.89
	IgG	0.45			≤0.89

Wheat Zoomer					
Non-Gluten Wheat Panel		Current	Previous	Result	Reference
Globulins	IgA	0.45			≤0.89
	IgG	0.49			≤0.89
Purinin	IgA	0.46			≤0.89
	IgG	1.86			≤0.89
Wheat Germ Panel		Current	Previous	Result	Reference
Wheat Germ Agglutinin	IgA	1.64			≤0.89
	IgG	1.12			≤0.89
Transglutaminase Panel		Current	Previous	Result	Reference
Transglutaminase 3	IgA	0.29			≤0.89
	IgG	0.27			≤0.89
Transglutaminase 6	IgA	0.24			≤0.89
	IgG	0.21			≤0.89

SAMPLING

Risk and Limitations

This test has been developed and its performance characteristics determined by Vibrant America LLC., a CLIA certified lab. These assays have not been cleared or approved by the U.S. Food and Drug Administration. Vibrant Wellness provides additional contextual information on these tests and provides the report in a more descriptive fashion.

Allergen-specific IgE assays do not demonstrate absolute positive and negative predictive values for allergic disease. Clinical history must be incorporated into the diagnostic determination. Quantification of specific IgG, IgA, IgM antibodies is not an FDA- recognized diagnostic indicator of allergy.

Wheat Zoomer testing is performed at Vibrant America, a CLIA certified laboratory, and utilizes ISO-13485 developed technology. Vibrant America has effective procedures in place to protect against technical and operational problems. However, such problems may still occur. Examples include failure to obtain the result for a specific test due to circumstances beyond Vibrant's control. Vibrant may re-test a sample to obtain these results but upon re-testing the results may still not be obtained. As with all medical laboratory testing, there is a small chance that the laboratory could report incorrect results. A tested individual may wish to pursue further testing to verify any results.

The information in this report is intended for educational purposes only. While every attempt has been made to provide current and accurate information, neither the author nor the publisher can be held accountable for any errors or omissions. Tested individuals may find their experience is not consistent with Vibrant's selected peer reviewed scientific research findings of relative improvement for study groups. The science in this area is still developing and many personal health factors affect diet and health. Since subjects in the scientific studies referenced in this report may have had personal health and other factors different from those of tested individuals, results from these studies may not be representative of the results experienced by tested individuals. Further, some recommendations may or may not be attainable, depending on the tested individual's physical ability or other personal health factors. A limitation of this testing is that many of these scientific studies may have been performed in selected populations only. The interpretations and recommendations are done in the context of these studies, but the results may or may not be relevant to tested individuals of different or mixed ethnicities

Vibrant Wellness makes no claims as to the diagnostic or therapeutic use of its tests or other informational materials. Vibrant Wellness reports and other information do not constitute medical advice and are not a substitute for professional medical advice. Please consult your healthcare practitioner for questions regarding test results, or before beginning any course of medication, supplementation, or dietary changes.

