

DEMO DEMO

Name: DEMO DEMO
Date of Birth: 04-30-1982
Biological Sex: Male
Age: 43
Height:
Weight:
Fasting:

Telephone: 000-000-0000
Street Address:
Email:

FINAL REPORT

Accession ID: 2354282808

Provider Information

Practice Name: DEMO CLIENT, MD
Provider Name: DEMO CLIENT, MD
Phlebotomist: 0

Telephone: 000-000-0000
Address: 3521 Leonard Ct, Santa Clara, CA 95054

Report Information

● Current Result ● Previous Result | In Control | Moderate | Risk

Specimen Information

Sample Type	Collection Time	Received Time	Report	Final Report Date
Serum	2025-10-30 09:30 (PST)	2025-10-31 11:39 (PST)	Immune Zoomer - P2	2025-11-11 11:04 (PST)



3521 Leonard Ct, Santa Clara, CA 95054
1-866-364-0963 | support@vibrant-america.com | www.vibrant-wellness.com

TNP Test not performed

R&L Refer to risks and limitations at the end of report

Notes Refer to Lab notes at the end of the table

Immune Zoomer

Redefining Early Immune Detection

The Immune Zoomer is a comprehensive blood test designed to provide a deeper look into immune health beyond standard ANA or single-antibody screens. It measures over 60 autoantibodies across key systems - including gut, thyroid, pancreas, joints, skin, nervous system, eye/retina, and more - revealing hidden drivers of immune dysregulation for earlier detection and personalized prevention strategies.

It helps identify risks for conditions such as rheumatoid arthritis, Hashimoto's thyroiditis, type 1 diabetes, celiac disease, lupus, skin disorders, and systemic autoimmunity, offering actionable insights for diet, lifestyle, trigger avoidance, and treatment planning.



INTRODUCTION

Vibrant Wellness is pleased to present Autoimmune Zoomer panel to help you make healthy lifestyle, dietary and treatment choices and aid in the understanding of Autoimmune diseases in consultation with your healthcare provider.
The Vibrant Autoimmune Zoomer panel tests for IgG antibodies for Autoimmune Zoomer antigens.

Methodology:

The Vibrant Autoimmune Zoomer test is a semiquantitative assay that detects IgG antibodies in human serum for the Autoimmune Zoomer antibodies with multiplexed chemiluminescence immunoassay (CLIA) methodology.

Interpretation of Report:

The Autoimmune Zoomer Summary provides concise information by representing the list of antigens with positive serology antibody titers that are outside the normal reference range. Reference ranges have been established using a cohort of 192 apparently healthy individuals. While the summary table provides a quick snapshot of the analytes tested, providers are encouraged to review the comments provided following the summary for a detailed description and significance of the analytes tested.

This is followed by a complete list of all analytes tested for all antigen markers. For antibody results, the classification of Green denotes a result that is within the normal reference range, the classification of Yellow denotes a result that is moderately elevated titer with respect to the reference range and the classification of Red denotes a result that is elevated with respect to the normal reference range. Additionally, the previous value (if available) is also indicated to help check for improvements every time the test is ordered. As with all testing, results should be interpreted considering a patient's history, physical examination, and/or results of other diagnostic testing.

The Vibrant Wellness platform provides tools for you to track and analyze your general wellness profile. Testing for the Autoimmune Zoomer panel is performed by Vibrant America, a CLIA certified lab CLIA#:05D2078809. Vibrant Wellness provides and makes available this report and any related services pursuant to the Terms of Use Agreement (the "Terms") on its website at www.vibrant-wellness.com. By accessing, browsing, or otherwise using the report or website or any services, you acknowledge that you have read, understood, and agree to be bound by these terms. If you do not agree to these terms, you shall not access, browse, or use the report or website. The statements in this report have not been evaluated by the Food and Drug Administration and are only meant to be lifestyle choices for potential risk mitigation. Please consult your healthcare provider for medication, treatment, diet, exercise, or lifestyle management as appropriate. This product is not intended to diagnose, treat, or cure any disease or condition. Vibrant Wellness does not provide clinical consultations for Lyme disease treatments.

Please note:

It is important that you discuss any modifications to your diet, exercise, and nutritional supplementation with your healthcare provider before making any changes.

Autoimmune Zoomer

Blood Vessels	Current	Previous	Result	Reference
---------------	---------	----------	--------	-----------

Beta-2 Glycoprotein I (β2GPI)	1.16			≤1.0
-------------------------------	------	--	---	------

CLINICAL SIGNIFICANCE
 Found in antiphospholipid syndrome

ASSOCIATED DAMAGE
 Increased risk of thrombotic events due to immune-mediated damage to blood vessels. More specific than anti cardiolipin antibodies

SUGGESTED SUPPLEMENTS
 Flaxseed oil: Animal Studies show Flaxseed Oil can suppress anti-dsDNA antibodies.
 Vitamin D: Vitamin D inhibits anti-β2GPI by modulating immune responses and reducing the production of autoantibodies.

Proteinase 3 (ANCA)	1.19			≤1.0
---------------------	------	--	--	------

CLINICAL SIGNIFICANCE
 Found in autoimmune vasculitis (e.g., GPA, MPA)


ASSOCIATED DAMAGE
 Inflammation and damage to blood vessel walls, leading to vasculitis, organ damage, and tissue necrosis

Immune Health	Current	Previous	Result	Reference
---------------	---------	----------	--------	-----------

Platelet antigens (GPIIb)	1.01			≤1.0
---------------------------	------	--	---	------

CLINICAL SIGNIFICANCE
 Associated with immune thrombocytopenia purpura (ITP)

ASSOCIATED DAMAGE
 Immune-mediated destruction of platelets, leading to thrombocytopenia and increased risk of bleeding

Interferon-α/β receptor 2	1.09			≤1.0
---------------------------	------	--	---	------

CLINICAL SIGNIFICANCE
 Associated with type I interferonopathies, Increased susceptibility to viral infections

ASSOCIATED DAMAGE
 Dysregulation of type I interferon signaling, leading to systemic inflammation and autoinflammatory disease

SUGGESTED SUPPLEMENTS
 Sulforaphane: Sulforaphane prevents type I interferonopathies by activating the Nrf2 pathway, which reduces oxidative stress and suppresses the aberrant production of type I interferons.

Autoimmune Zoomer

Liver	Current	Previous	Result	Reference
-------	---------	----------	--------	-----------

Smooth muscle antibodies (ASMA)	1.20			≤1.0
---------------------------------	------	--	---	------

CLINICAL SIGNIFICANCE

Indicator of autoimmune hepatitis type 1 and other autoimmune liver diseases


ASSOCIATED DAMAGE

Immune-mediated damage to liver cells and bile ducts, resulting in inflammation and liver dysfunction

SUGGESTED SUPPLEMENTS

Vitamin D: Vitamin D suppresses autoimmune hepatitis by modulating immune responses, reducing inflammation, and promoting regulatory T cell function.

Muscular System	Current	Previous	Result	Reference
-----------------	---------	----------	--------	-----------

Jo-1 (histidyl-tRNA synthetase)	1.14			≤1.0
---------------------------------	------	--	---	------

CLINICAL SIGNIFICANCE

Associated with autoimmune inflammatory myopathies

ASSOCIATED DAMAGE


Autoimmune-mediated damage to muscle tissue, leading to muscle weakness and inflammation

SUGGESTED SUPPLEMENTS

Vitamin D: Vitamin D prevents myopathies by promoting muscle function and health through calcium homeostasis and muscle protein synthesis.

Autoimmune Zoomer

Pancreas	Current	Previous	Result	Reference
----------	---------	----------	--------	-----------

Glutamic Acid Decarboxylase 67 (GAD67)	1.04			≤1.0
--	------	--	---	------

CLINICAL SIGNIFICANCE

Occur in conjunction with GAD65 in diabetes and neurological disorders

ASSOCIATED DAMAGE

Destruction of pancreatic beta cells, leading to insulin deficiency and hyperglycemia. Inhibiting GABA synthesis and neurotransmitter imbalance leading to neurological symptoms

SUGGESTED SUPPLEMENTS

Green tea extract: Green tea extract contains antioxidants that may help modulate the immune response and reduce inflammation, potentially lowering the risk of type 1 diabetes.

Magnesium: Magnesium helps regulate blood sugar levels and insulin sensitivity, which may reduce the risk of type 1 diabetes.

Garlic: Garlic contains anti-inflammatory and antioxidant properties that can help protect pancreatic beta cells from autoimmune damage.

Vitamin D2: Vitamin D2 supports immune function and may help prevent autoimmune attacks on insulin-producing cells in the pancreas.

Aloe Vera: Aloe Vera possesses anti-inflammatory and antioxidant properties that might protect pancreatic cells from autoimmune damage.

Berberine: Berberine improves insulin sensitivity and modulates the immune response, potentially preventing type 1 diabetes.

Ginger: Ginger has anti-inflammatory and antioxidant effects that may protect pancreatic cells from autoimmune damage.


Omega-6: Omega-6 essential fatty acids that support immune function and reduces inflammation, potentially protecting against autoimmune diseases like type 1 diabetes.

Vitamin B7: Vitamin B7 (Biotin) plays a role in glucose metabolism and may improve insulin sensitivity, potentially reducing the risk of type 1 diabetes.

Chromium: Chromium enhances insulin sensitivity and glucose metabolism, which might help prevent type 1 diabetes.

Cinnamon: Cinnamon contains anti-inflammatory and antioxidant compounds that can help protect pancreatic beta cells and improve insulin sensitivity.

Skin	Current	Previous	Result	Reference
------	---------	----------	--------	-----------

RNA Polymerase 3	1.14			≤1.0
------------------	------	--	---	------



















CLINICAL SIGNIFICANCE

Associated with systemic sclerosis (scleroderma), skin itching

ASSOCIATED DAMAGE

Skin thickening, higher risk of renal crisis and more severe autoimmune disease course

Autoimmune Zoomer

Blood Vessels	Current	Previous	Result	Reference
Beta-2 Glycoprotein I (β2GPI)	1.16			≤1.0
Cardiolipin	0.44			≤1.0
Proteinase 3 (ANCA)	1.19			≤1.0
Central Nervous System	Current	Previous	Result	Reference
Myelin Basic Protein (MBP)	0.26			≤1.0
Dry Eyes and Mouth	Current	Previous	Result	Reference
SSA 52kDa	0.30			≤1.0
SSA 60kDa	0.43			≤1.0
SSB	0.31			≤1.0
α-fodrin	0.35			≤1.0
Eye	Current	Previous	Result	Reference
Aquaporin-4 (AQP4)	0.43			≤1.0
Interphotoreceptor retinoid-binding protein (IRBP, RBP3)	0.41			≤1.0
Gut	Current	Previous	Result	Reference
Parietal cell antibodies (PCA)	0.58			≤1.0
Anti S. cerevisiae antibody (ASCA)	0.31			≤1.0
Tissue transglutaminase (Anti-tTG IgG)	0.34			≤0.94
Tissue transglutaminase (Anti-tTG IgA)	0.34			≤0.94
Deaminated gliadin (Anti-DGP IgG)	0.38			≤0.94
Deaminated gliadin (Anti-DGP IgA)	0.32			≤0.94
Immune Health	Current	Previous	Result	Reference
Platelet antigens (GPIIb)	1.01			≤1.0
Platelet antigens (GPIIIa)	0.55			≤1.0

Autoimmune Zoomer

Immune Health	Current	Previous	Result	Reference
Interferon- α/β receptor 1	0.47			≤ 1.0
Interferon- α/β receptor 2	1.09			≤ 1.0
Joints/Arthritis	Current	Previous	Result	Reference
Collagen type II	0.81			≤ 1.0
Rheumatoid Factor (RF) (IU/mL)	<10			≤ 14.0
Citrullinated Peptide Antibodies (CCP3)	7.7			≤ 19.9
Kidney	Current	Previous	Result	Reference
α -actinin	0.98			≤ 1.0
Liver	Current	Previous	Result	Reference
Microsomal antibodies (LKM1)	0.94			≤ 1.0
Smooth muscle antibodies (ASMA)	1.20			≤ 1.0
Mixed Connective Tissue	Current	Previous	Result	Reference
U1-snRNP 68/70 kDa	0.40			≤ 1.0
U1-snRNP A	0.36			≤ 1.0
U1-snRNP C	0.45			≤ 1.0
U1-snRNP B/B'	0.28			≤ 1.0
Muscular System	Current	Previous	Result	Reference
Titin	0.31			≤ 1.0
Cardiac myosin	0.57			≤ 1.0
Jo-1 (histidyl-tRNA synthetase)	1.14			≤ 1.0
PM/Scl75	0.31			≤ 1.0
PM/Scl100	0.33			≤ 1.0

Autoimmune Zoomer



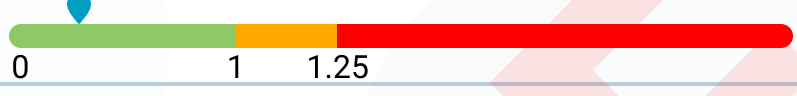

Pancreas	Current	Previous	Result	Reference
Insulin	0.59			≤1.0
Islet Cell Antigen 1	0.42			≤1.0
Islet Cell Antigen 2	0.67			≤1.0
Glutamic Acid Decarboxylase 65 (GAD65)	0.58			≤1.0
Glutamic Acid Decarboxylase 67 (GAD67)	1.04			≤1.0

Peripheral Nervous System	Current	Previous	Result	Reference
Ganglioside GM1	0.79			≤1.0
Myelin-associated glycoprotein (MAG)	0.31			≤1.0



Skin	Current	Previous	Result	Reference
Centromere protein (CENP A)	0.32			≤1.0
Centromere protein (CENP B)	0.34			≤1.0
Desmoglein 1	0.74			≤1.0
Desmoglein 2	0.92			≤1.0
Desmoglein 3	0.55			≤1.0
Type VII collagen	0.66			≤1.0
Scleroderma-specific antibodies (Scl-70)	0.37			≤1.0
RNA Polymerase 3	1.14			≤1.0


Systemic Autoimmune	Current	Previous	Result	Reference
Sm antigen	0.40			≤1.0
Sm/RNP	0.47			≤1.0
SmD	0.78			≤1.0
SmD1	0.50			≤1.0
SmD2	0.62			≤1.0

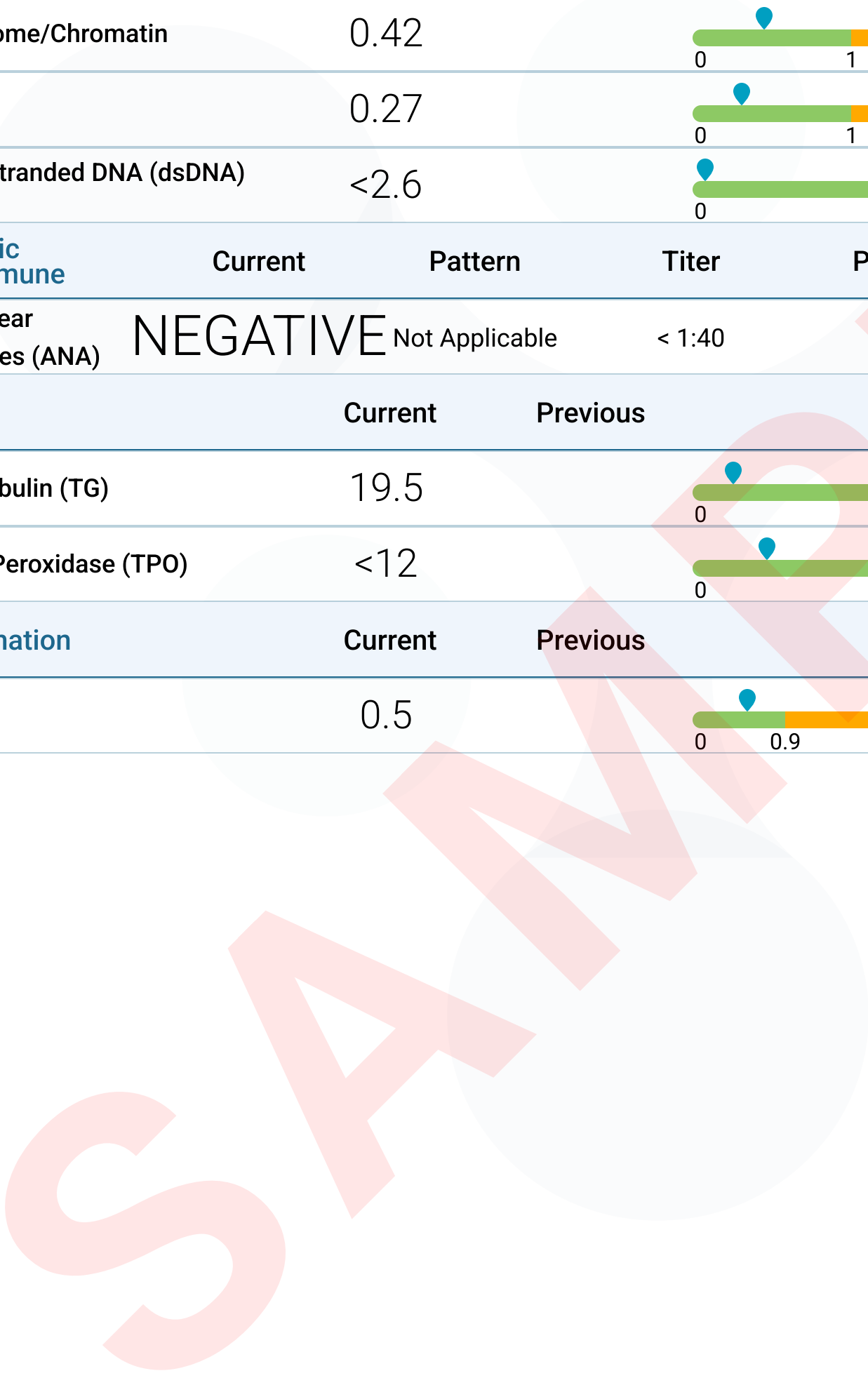
Autoimmune Zoomer

Systemic Autoimmune	Current	Previous	Result	Reference
SmD3	0.78			≤1.0
Nucleosome/Chromatin	0.42			≤1.0
Histones	0.27			≤1.0
Double-stranded DNA (dsDNA) (IU/mL)	<2.6			≤99.9

Systemic Autoimmune	Current	Pattern	Titer	Previous	Pattern	Titer
Antinuclear Antibodies (ANA)	NEGATIVE	Not Applicable	< 1:40			

Thyroid	Current	Previous	Result	Reference
Thyroglobulin (TG)	19.5			≤115.0
Thyroid Peroxidase (TPO)	<12			≤34.9

Inflammation	Current	Previous	Result	Reference
hsCRP	0.5			≤0.9



Risk and Limitations

This test has been developed and its performance characteristics determined by Vibrant America LLC., a CLIA certified lab. These assays have not been cleared or approved by the U.S. Food and Drug Administration. Vibrant Wellness provides additional contextual information on these tests and provides the report in a more descriptive fashion.

Clinical history and current symptoms of the individual must be considered by the healthcare provider prior to any interventions. Test results should be used as one component of a healthcare provider's clinical assessment.

Vibrant Autoimmune Zoomer panel testing is performed at Vibrant America, a CLIA and CAP certified laboratory utilizing ISO-13485 developed technology. Vibrant America has effective procedures in place to protect against technical and operational problems. However, such problems may still occur. Examples include failure to obtain the result for a specific test due to circumstances beyond Vibrant's control. Vibrant may re-test a sample to obtain these results but upon re-testing the results may still not be obtained. As with all medical laboratory testing, there is a small chance that the laboratory could report incorrect results. A tested individual may wish to pursue further testing to verify any results.

The information in this report is intended for educational purposes only. While every attempt has been made to provide current and accurate information, neither the author nor the publisher can be held accountable for any errors or omissions. Tested individuals may find their experience is not consistent with Vibrant's selected peer reviewed scientific research findings of relative improvement for study groups. The science in this area is still developing and many personal health factors affect diet and health. Since subjects in the scientific studies referenced in this report may have had personal health and other factors different from those of tested individuals, results from these studies may not be representative of the results experienced by tested individuals. Further, some recommendations may or may not be attainable, depending on the tested individual's physical ability or other personal health factors. A limitation of this testing is that many of these scientific studies may have been performed in selected populations only.

The interpretations and recommendations are done in the context of these studies, but the results may or may not be relevant to tested individuals of different or mixed ethnicities. Vibrant Wellness makes no claims as to the diagnostic or therapeutic use of its tests or other informational materials. Vibrant Wellness reports and other information do not constitute medical advice and are not a substitute for professional medical advice. Please consult your healthcare practitioner for questions regarding test results, or before beginning any course of medication, supplementation, or dietary changes.

The supplement recommendations and dosage guidelines provided are intended for general informational purposes only and should not replace professional medical advice; final dosage decisions must be made in consultation with your healthcare provider. Vibrant disclaims any liability for adverse effects, outcomes, or consequences arising from the use of these suggestions.